



ADD-ON FOR GOOGLE SHEETS

Analyze, report, and collaborate efficiently with Anaplan and Google Sheets

Anaplan Add-on for Google Sheets is an extension of Anaplan into Google Sheets.

As part of our partnership with Google, we have developed Anaplan Add-on for Google Sheets for users to analyze, report, and collaborate efficiently with Anaplan and Google Sheets, enabling users to work in their familiar tool and perform certain familiar tasks, such as highly formatted reporting and ad hoc analysis without having to manually copy and paste data from Anaplan into Google Sheets.

Key Benefits

Efficient and Seamless

Channel data efficiently with minimal manual effort

Analyze data and distribute reports to speed decisions

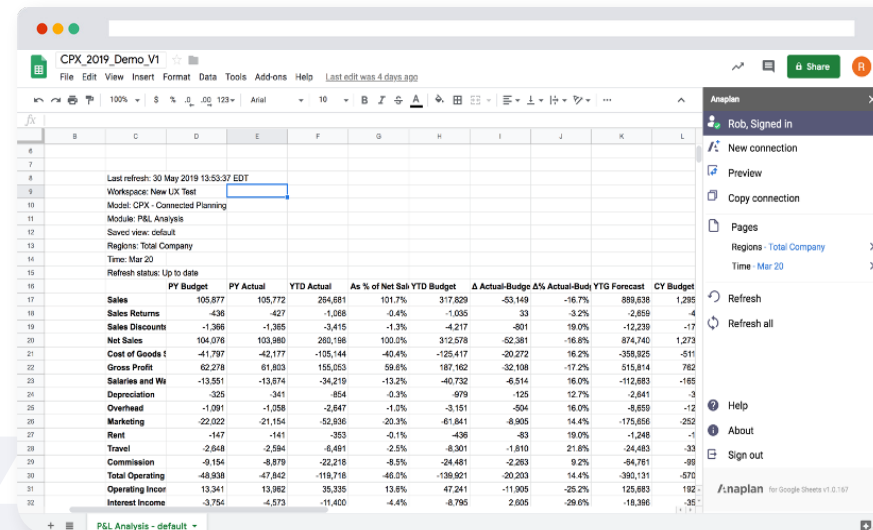
- Seamlessly connect Google Sheets to Anaplan to keep Anaplan as the planning source of truth
- Establish two-way connections, bringing source data from Anaplan into Google Sheets and writing analysis from Google Sheets back into Anaplan
- Refresh reports and multiple worksheets in Google Sheets with newly-calculated data within seconds

Flexible and Connected

Connect Google Sheets to Anaplan for analysis and reporting

Align plans and decisions with the latest planning data

- Take advantage of Google Sheet features such as advanced ad-hoc analysis and collaboration with the latest planning data from Anaplan
- Create a variety of pixel-perfect charts and reports in Google Sheets with live Anaplan data to meet the most demanding stakeholder reporting requests
- Apply either Anaplan or Google Sheets styling and formatting to keep reporting consistent across the organization

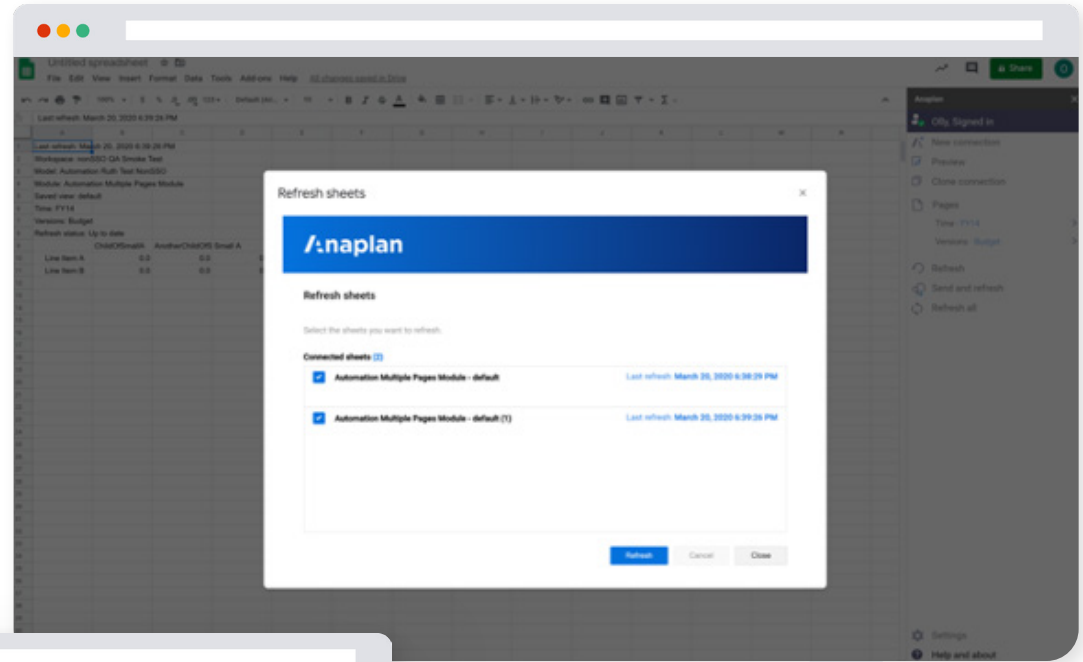


Key benefits

Efficiently process data

Retrieve, read, and write Anaplan data through the Add-on

- Create module view connections and clone them
- Use a saved Anaplan module view
- Change the page selectors
- Create a writable connection
- Option to apply styling and formatting from either Anaplan or Google Sheets



The screenshot shows a Google Sheet titled 'US-Direct Sales R&D Budget FY20'. The sheet contains a budget table with columns for months from Jan 20 to Aug 20 and rows for various R&D activities. The data is as follows:

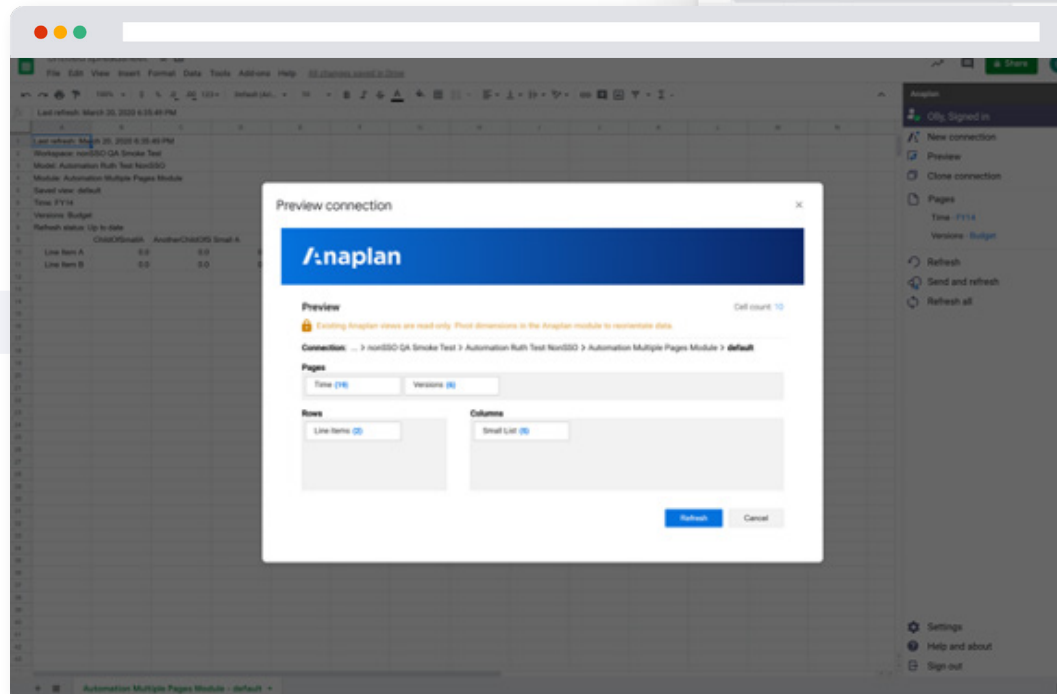
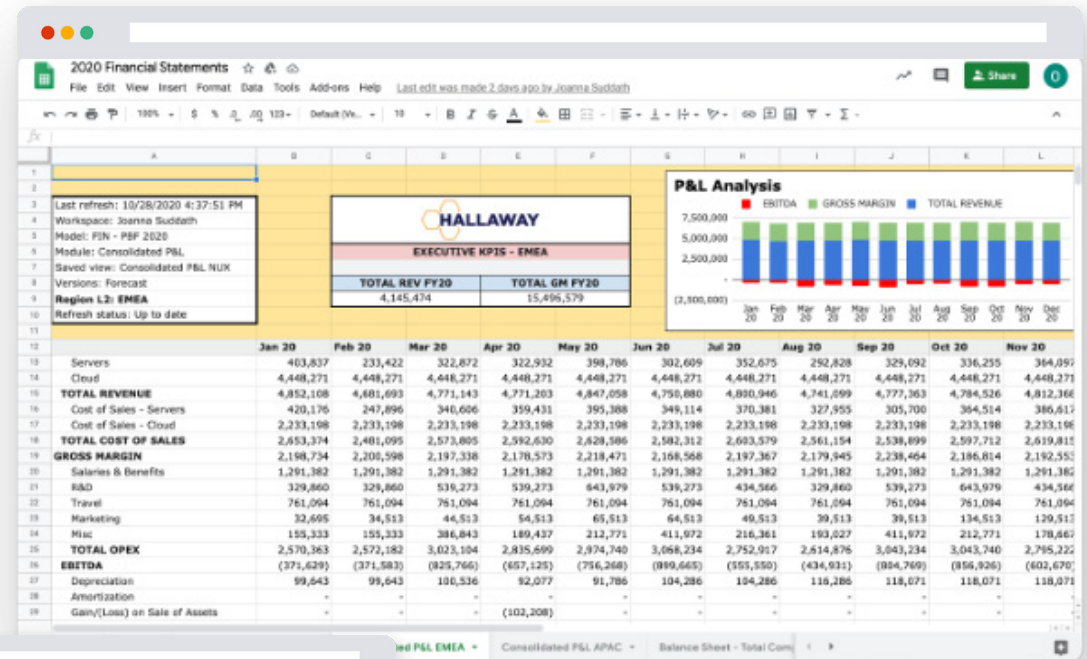
	Jan 20	Feb 20	Mar 20	Apr 20	May 20	Jun 20	Jul 20	Aug 20
80100 - Design	10,000	10,000	10,000	10,000	10,000	10,000	10,000	10,000
80200 - Development	50,000	50,000	50,000	50,000	50,000	50,000	50,000	50,000
80300 - Testing	7,000	7,000	22,422	22,422	30,000	22,422	15,000	7,000
80400 - Prototype	100,000	100,000	100,000	100,000	100,000	100,000	100,000	100,000
80000 - R&D	167,000	167,000	182,422	182,422	190,000	182,422	175,000	167,000
OPEX	167,000	167,000	182,422	182,422	190,000	182,422	175,000	167,000
Net Income	167,000	167,000	182,422	182,422	190,000	182,422	175,000	167,000

Key benefits

Easily produce robust analysis and reports

Report on your data with ease

- Keep Anaplan as a centralized planning source of record without manually copying and pasting data from Anaplan to Google Sheets
- Facilitate reports with charts, tables, and text components in Google Sheets
- Refresh reports in seconds leveraging multiple saved module views from Anaplan
- Rapidly create repeatable and ad-hoc “what-if” analyses and reports in Google Sheets



Anaplan Platform



Enterprise scale

The Anaplan platform connects your entire enterprise, scaling as you grow and handling real-time changes at any size. Calculations stay consistent and rapid for all data sets and any number of users.

Extensibility

The Anaplan platform collects and analyzes data in a single location, enabling both high-level and granular analyses and facilitating data-sharing with all stakeholders. APIs, ETL connectors, and built-in integrations easily communicate with other solutions.

Planning and modeling

Our in-memory Hyperblock® engine enables multi-dimensional scenario modeling with unlimited constraints, allowing companies to model even the most complicated business scenarios and stay ahead of changes in the market. The platform maintains 100% consistency across all model changes.

Engaging user experience

The Anaplan user experience puts the whole enterprise on a single platform. Model-building is intuitive and requires zero coding knowledge. The whole company shares real-time data across devices and solutions, enabling rapid decision-making and unprecedented flexibility.

Security

Robust protection keeps your business's data safe. Best-in-class security and compliance include BYOK, role-based access control, user management, SSO support with SAML 2.0 compliance, and data encryption at rest.

Intelligence

Embedded optimization including Optimizer™, over thirty predictive algorithms, and evolving AI capabilities transform complicated inputs into actionable recommendations. Machine learning intelligence speeds up decision-making across use cases.

About Anaplan

Anaplan, Inc. (NYSE: PLAN) is a cloud-native enterprise SaaS company helping global enterprises orchestrate business performance. Leaders across industries rely on our platform—powered by our proprietary Hyperblock® technology—to connect teams, systems, and insights from across their organizations to continuously adapt to change, transform how they operate, and reinvent value creation. Based in San Francisco, Anaplan has over 20 offices globally, 175 partners and approximately 1,500 customers worldwide.

To learn more, visit Anaplan.com